


<http://nowellgroup.com>

Discover

Confidence from day one

Field service providers in manufacturing and service repairs can use software to boost agile maintenance via implementing supply chain risk management software for supply chain sustainability, integrated maintenance, risk management projects, meeting OSHA certification and compliance mandates, enhancing flex safety and productivity





<http://nowellgroup.com>

Mapping out and defining the critical success factors


The first step to developing any supply chain risk management and sustainability project is to define the critical success factors. These are variables that need to be measured and tracked for different classes, of product, facility, equipment or process. How do we measure the overall system health from time to time? From this first exercise, key performance indicators will begin to emerge. The KPI's are mapped

<http://nowellgroup.com>
support@nowellgroup.com

from the most critical components and their operations. KPI's can be based on the state at the current time. They can also be measured in intervals. All this data must be collected and measured and analyzed for teamwide visibility

	KPI Description	Measurement Result	Inspection Outcome	Date-time
1	Vibration after 1000 cycles		Pass	2018-05-09 07:23:09
2	Vibration after 2000 cycles		Fail	2018-06-24 19:42:35
3	Vibration after 3000 cycles		Pass	2018-05-09 07:23:09
4	Temperature after 1000 cycles		Fail	2018-05-25 16:07:36
5	Temperature after 2000 cycles		Pass	2018-05-09 07:23:09
6	Temperature after 3000 cycles		Pass	2018-05-09 07:23:09
7	Carbon emission level 001		Pass	2018-06-24 19:42:25
8	Carbon emission level 002		Medium	2018-06-24 19:42:31
9	Carbon emission level 003		Medium	2018-05-25 16:07:40

Implementing supply chain risk management software drives capital investment decisions



<http://nowellgroup.com>

around maintenance, repairs, and field service of critical supply chain components. Our software Verity drives the team to setup a divide-and-conquer model of breaking up the overall maintenance and service repair task to discreet smaller units. Each component unit is inspected, assessed, and measured independently and integrated with other sub-components;

That way defects, and issues are detected and repaired both at the component and the integrated level after components are assembled together. For example let's assume a fabrication manufacture plant needs to measure the calibration of measurement units for accuracy; If there are over 100 measurement units, we could setup the inspection test runs for each measurement calibration; For example let's assume we are inspecting a turbine pump, that consist of shaft tube, impeller, discharge tubing, burner, and output pipe; Each of these elements could be disassembled, and the quality and strength of each part assessed for wear and tear, strength, porous integrity, and leak assessment; Also other variables could be measured such as temperature and vibration at time intervals; With our software we provide the visual digital ability for engineers and field service teams to determine whether each line item is performing at a minimum satisfactory level of performance. Imagine a part or a manufacturing process that has tens or possibly hundreds of components and managing this complexity can be made easier with software

Sustainable measurement of KPI's

<http://nowellgroup.com>
support@nowellgroup.com

Measuring the critical success factors. Monitoring and measuring the KPI's next is the next step. Who are the approved designated resource personnel who are best equipped and skilled to monitor the KPI's? For example, a temperature specialist will be called in to assess and inspect the KPI's that have to do with temperature. Also, a mechanical engineer or a materials engineer can be made responsible to inspect the material wear and tear of critical components

Team centric Field service maintenance, digital inspections and Supply Chain Management

Knowledge transfer across cross-functional teams. With Verity Online software, safety design plans are setup for each of the class elements.

Playing live linked plan run (in-flight): pl.run.00046\asrisc-0022-complete-manufacture-fabrication


Plan Design: asrisc-0022-complete-manufacture-fabrication Owner: gsk

Plan Run: pl.run.00046 Site: 4000 Accelox Frontview - A39000

Select Class Design: 0288 - ExpressService - STD - Auto - Regular

	Component safety design	Play	Result	Run Table	Owner
1	0150 - Field service KPI inspection		Pass	SFRX00026	gsk
2	0100 Integrated Manufacture Assembly Service Process		Pass	SFRX00027	gsk
3	0288 - ExpressService - STD - Auto - Regular		FALSE	SFRX00028	gsk

These safety design plans measure the KPI's for each of the critical areas in a sequential manner. Service teams can also link multiple safety design plans to integrate the inspection and assessment of integrated components of the overall supply chain. Individual team members will carry out their own individual inspections, log the results in the database, and then the whole team can come together at the



<http://nowellgroup.com>


end of the day to assimilate the overall health of the subcomponents and determine the best course of action to invest resources in the maintenance and repair of the supply chain.

Maintaining inventory levels of needed products, another focus area is on assuring that we have available the right levels of inventory per site to meet forecasted demand. This could present significant risk if an item which is critical but is running out of stock. For example, let's assume we are in a manufacturing processing plant and certain gallons of fluid and parts are needed to assemble an installation. We can setup demand triggers to monitor those levels to assure that the needed quantities remain available and in stock. We can also setup demand triggers to notify and alert teams when the minimum level goes below a certain point. This is another risk management approach that can be implemented using our software. In addition, the software supports the logistics tracking and movement of items from site to site, by making order requests and fulfilling the movement of those order from within a business internal supply chain

Meeting manufacturing
certification compliance

Regulations such as OSHA Compliance, ISO etc.

OSHA Compliance mandates, call for the adoption of safety measures and processes for different types of occupational functions to assure that workers reduce likelihood of work related accidents and injury onsite. Data collection is required and by adopting digital inspections across the most critical aspects of the supply chain this can aid in meeting several OSHA certification and compliance mandates. There are OSHA certification requirements depending on different types of industry, and job function and in general record keeping of detailed certification procedures is required and our platform provides a way to achieve this requirement for various industries and classes of product items. Industries that can benefit from our solutions include: manufacturing, energy, warehousing and logistics, transportation, engineering, field service maintenance technicians and many more; We welcome you to visit our site to download and use Verity software, and begin to discover new possibilities



<http://nowellgroup.com>

*"Taste and see that the LORD is good;
blessed is the one who takes refuge in him" Psalm 34:8*



<http://nowellgroup.com>

#integrity #service #teamwork